




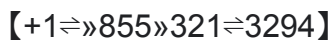
## Same-Day Name Correction Tips



Need to make an urgent name change on your Alaska Airlines ticket?




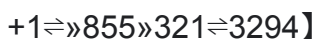
Don't worry—this guide will help you navigate the process quickly and efficiently. If you've recently discovered a typo or need to update your travel document, Alaska Airlines allows passengers to make name corrections under certain conditions. 



Acting promptly is crucial because airlines often have strict deadlines and policies for name changes.



Whether it's a minor spelling error or a legal name change, contacting Alaska Airlines immediately can save you from complications at the airport. 




Keep your booking information handy, including your confirmation number and the original ticket details.

Alaska Airlines' policy for name changes depends on your ticket type and how close your travel date is.




Some tickets allow minor corrections free of charge, while others may require a fee or even a rebooking.



Calling Alaska's customer service directly is the fastest way to confirm your options.  **【+1⇒»855»321⇒3294】**

Here's a step-by-step guide to handle an urgent name change:



Check your ticket details – Verify the exact name on your booking versus your ID or passport.

✨✈️【+1⇒»855»321⇒3294】

A small typo like “Jon” instead of “John” can often be corrected easily.  
Contact Alaska Airlines customer support – Dial

→ 📞call【+1⇒»855»321⇒3294】

immediately to speak to a representative.

✨✈️【+1⇒»855»321⇒3294】

Provide your booking reference, personal details, and the exact correction needed.  
Follow instructions for verification – Alaska may request documentation such as a government-issued ID or legal name change certificate.

✨✈️【+1⇒»855»321⇒3294】

Ensure you have scanned copies or photos ready to speed up the process.  
Confirm changes and fees – Some tickets might require payment for adjustments.

✨✈️【+1⇒»855»321⇒3294】

Keep a copy of the updated e-ticket or confirmation email for future travel. Why you should act fast: Airline systems often lock ticket details within 24–48 hours of departure.

✨✈️【+1⇒»855»321⇒3294】

Delaying the request could result in denied boarding or needing to repurchase your ticket.

Tips for a smooth Alaska Airlines name change:

✨✈️【+1⇒»855»321⇒3294】

Always double-check the spelling when booking flights to avoid future headaches.

✨✈️【+1⇒»855»321⇒3294】

If your travel date is soon, call Alaska Airlines rather than relying on email or online forms.

✨✈️【+1⇒»855»321⇒3294】

Keep all confirmation emails and receipts accessible to verify your transaction. Urgent Name Change FAQ:

Q1: Can I change my name on a Alaska ticket the same day?

✨✈️【+1⇒»855»321⇒3294】

Yes, minor corrections are usually possible if you contact Alaska Airlines immediately via → 📞call

【+1⇒»855»321⇒3294】.

Q2: Are there any fees for a name change?

✨✈️【+1⇒»855»321⇒3294】

Fees depend on your ticket type. Some refundable tickets allow free corrections, while non-refundable tickets may have a fee.

✨✈️【+1⇒»855»321⇒3294】

Confirm with the Alaska representative for exact pricing.