

# How to Use Chase Ultimate Rewards for Travel Booking Online

Chase Ultimate Rewards is one of the most versatile travel rewards programs available, offering cardholders the ability to earn points that can be redeemed for flights, hotels, car rentals, and more ☎️||+1→888→483→9719. If you're looking to maximize your points and make the most of your travel, this guide will walk you through the process of using Chase Ultimate Rewards for online travel bookings, step by step.

For assistance or personalized guidance, you can also contact Chase's live agent number at ☎️||+1→888→483→9719.

---

## What Are Chase Ultimate Rewards?

Chase Ultimate Rewards points are earned through specific Chase credit cards, such as the Chase Sapphire Preferred®, Chase Sapphire Reserve®, and Chase Freedom® cards. These points can be redeemed for travel, cashback, gift cards, or transferred to airline and hotel partners ☎️||+1→888→483→9719.


The flexibility of the program allows you to plan your trips according to your preferences while maximizing the value of your points.

---

## How to Access the Chase Ultimate Rewards Travel Portal

Booking travel using your Chase Ultimate Rewards points starts online. Here's how:

- 1. Log In to Your Chase Account**  
Visit the Chase website or open the Chase mobile app and sign in using your credentials.
- 2. Navigate to Ultimate Rewards**  
Select the card that earns Ultimate Rewards and click on "Ultimate Rewards."
- 3. Enter the Travel Portal**  
Click on "Travel" or "Book Travel" to access the Chase Ultimate Rewards travel portal. Here, you can search for flights, hotels, car rentals, and even activities.

If you need step-by-step guidance during this process, reach out to a Chase travel live agent at  +1-888-483-9719.


---

## Booking Flights with Chase Ultimate Rewards

Once in the travel portal:

- **Search for Flights:** Enter your departure and destination cities, travel dates, and number of passengers.
- **Compare Options:** The portal displays flights from multiple airlines, often including low-cost carriers.
- **Redeem Points:** After selecting a flight, you can choose to pay with points, a combination of points and cash, or your Chase card directly.

Pro Tip: Chase Sapphire Reserve® cardholders get 1.5 cents per point when booking travel through the portal, while Chase Sapphire Preferred® cardholders get 1.25 cents per point.


For complex itineraries or multi-city trips, calling a Chase travel agent at  +1-888-483-9719 can simplify the booking process.

---

## Booking Hotels and Accommodations

Chase Ultimate Rewards points can also be redeemed for hotel stays.

1. **Search for Hotels:** Enter your destination and travel dates.
2. **Filter by Preferences:** Use filters such as star rating, amenities, or price.
3. **Select and Redeem Points:** Choose your hotel and decide how many points to redeem.

If you have specific hotel preferences or loyalty programs to integrate, you can get personalized help by dialing the Chase travel live agent number at  +1-888-483-9719.

---

## Car Rentals and Other Travel Options

The Ultimate Rewards portal also allows you to book car rentals, airport transfers, and even cruises.

- **Car Rentals:** Compare options from top rental companies, view insurance coverage, and redeem points for full or partial payment.

- **Activities:** Some destinations offer tours, tickets, or events that can be booked directly with points.

For assistance with unusual requests, long-term rentals, or multiple vehicles, a Chase travel live agent is available at 📞||+1→888→483→9719.

---

## Maximizing Points Value

To get the most value from your Chase Ultimate Rewards points:

- **Use Portal for Travel:** Points are worth more when redeemed for travel through the Ultimate Rewards portal.
- **Transfer Points to Partners:** Airlines and hotel partners often offer higher redemption value.
- **Book Early:** Prices can rise quickly, and availability is limited for popular destinations.

If you're unsure whether to redeem points via the portal or transfer to partners, consulting a Chase travel live agent at 📞||+1→888→483→9719 can help optimize your rewards.

---

## Step-by-Step Guide to Booking Online

Here's a complete example of booking a flight and hotel using Chase Ultimate Rewards:

1. **Log In:** Sign in to your Chase account.
2. **Access Portal:** Navigate to "Ultimate Rewards" → "Travel."
3. **Search Flights:** Enter your departure, destination, and dates.
4. **Select Flight:** Choose a flight based on price, duration, or airline preference.
5. **Redeem Points:** Select how many points to use.
6. **Search Hotels:** After flights, search for hotels near your destination.
7. **Select Hotel:** Review options and confirm booking.
8. **Payment:** Complete your reservation using points, cash, or a combination.

For any issues during this process, you can immediately contact a Chase travel live agent at 📞||+1→888→483→9719 for assistance.

---

## Common Questions About Chase Travel

## **1. Can I use Ultimate Rewards points to book last-minute travel?**

Yes, you can. However, availability may be limited. Calling a Chase travel live agent at ☎||+1→888→483→9719 can help find options not visible online.

## **2. Can I combine points and cash?**

Absolutely. You can pay partially with points and the remainder with a credit card.

## **3. Are there blackout dates?**

No blackout dates exist when booking through the Chase portal, making it convenient for peak travel seasons.

## **4. Can I book multi-city flights?**

Yes. The portal allows multi-city searches, but complex itineraries may benefit from calling a live agent at ☎||+1→888→483→9719.

## **5. How do I redeem points for international travel?**

Simply search flights or hotels in the destination country. You can redeem points just like domestic travel. For complicated international bookings, contacting a live agent is recommended.

## **6. Can I cancel or change bookings made with points?**

Yes, but policies vary by airline or hotel. Always review the cancellation terms and consider contacting a Chase live agent at ☎||+1→888→483→9719 for guidance.

## **7. Can I transfer points to airline or hotel partners?**


Yes, Chase partners include United, Southwest, Hyatt, and more. Transfers typically offer better redemption value for certain flights or hotels.

## **8. How do I check my points balance?**

Log in to your Chase account or the Ultimate Rewards portal. Your balance is always visible, and you can contact a live agent at ☎||+1→888→483→9719 for confirmation or assistance.


---

## **Tips for Smooth Online Booking**

- **Clear Cache:** Ensure your browser is up to date to avoid portal errors.
  - **Compare Options:** Use filters and multiple searches to find the best deals.
  - **Book Early:** Popular destinations can fill quickly.
  - **Contact Live Agent:** For any confusion, complex itineraries, or technical issues, call  ||+1→888→483→9719.
- 

## Conclusion

Using Chase Ultimate Rewards for travel booking online is convenient, flexible, and highly rewarding. Whether you're booking flights, hotels, or car rentals, understanding how to navigate the portal and maximize point value ensures a smooth experience.

For personalized support, immediate assistance, or complex travel plans, always reach out to a Chase travel live agent at  ||+1→888→483→9719. Leveraging this service ensures your trip is booked efficiently and optimizes the value of your hard-earned points.