

# The Best Way to Redeem Chase Points for Flights on Chase Travel

For travelers looking to maximize the value of their rewards, redeeming Chase points for flights through Chase Travel is one of the smartest options available ☎️||+1→888→483→9719. With the flexibility offered by Chase Ultimate Rewards, you can turn your points into unforgettable travel experiences. This guide explores the best strategies for redeeming Chase points for flights, tips for getting the most value, and how to get assistance from Chase Travel via their live agents.

☎️||+1→888→483→9719

## Understanding Chase Ultimate Rewards Points

Chase Ultimate Rewards points are earned through a variety of Chase credit cards, including the Chase Sapphire Preferred®, Chase Sapphire Reserve®, and Chase Freedom® cards. These points are highly flexible and can be redeemed in several ways:

- Booking flights, hotels, and car rentals via Chase Travel
- Transferring points to airline and hotel partners
- Paying for purchases or cash back

Among these options, using points to book flights often provides the best value, especially when booking through Chase Travel.

☎️||+1→888→483→9719

## Why Redeeming Points for Flights is Valuable

Redeeming points for flights through Chase Travel allows cardholders to maximize the value of their points. Here's why:

1. **Enhanced Value with Premium Cards:** Chase Sapphire Reserve® cardholders get 1.5 cents per point toward travel booked through Chase, while Chase Sapphire Preferred® cardholders get 1.25 cents per point.
2. **No Blackout Dates:** Unlike airline-specific rewards programs, Chase Travel allows you to book any flight that's available to the general public.
3. **Simplicity and Convenience:** Points can be applied directly during checkout on Chase Travel without the need for complex award charts.


☎️||+1→888→483→9719

# Steps to Redeem Chase Points for Flights

Here's a step-by-step guide for redeeming Chase points for flights:

## Step 1: Log in to Chase Travel

Visit the Chase Ultimate Rewards portal and log in using your Chase credentials. If you encounter any issues, you can contact a live agent for assistance.

 ||+1→888→483→9719

## Step 2: Search for Flights

Enter your departure city, destination, and travel dates. Chase Travel will display options across multiple airlines and fare classes.

## Step 3: Compare Cash vs. Points


Chase Travel provides a clear comparison of the cost in cash versus points. Consider the value per point to ensure you get the most out of your rewards.

## Step 4: Apply Points

Select the flight you want and apply your points at checkout. Make sure to check your total point balance and ensure enough points are available.


## Step 5: Confirm Booking

After confirming your flight, Chase will provide an itinerary. For any questions or adjustments, you can speak with a live agent.

 ||+1→888→483→9719

## Tips to Maximize Points Redemption

1. **Use Transfer Partners:** Sometimes transferring points to airline partners yields a higher value per point. Chase partners include United Airlines, Southwest Airlines, and British Airways.
2. **Book in Advance:** Flights often cost fewer points if booked well in advance.
3. **Be Flexible:** Adjusting travel dates by a day or two can save significant points.
4. **Combine Cash and Points:** If you're slightly short on points, Chase allows partial point redemption combined with cash.

 ||+1→888→483→9719

## Common FAQs About Chase Travel


### Q: Can I book international flights with Chase points?

A: Yes, Chase points can be redeemed for both domestic and international flights directly through the Chase Travel portal.

### Q: Are there any blackout dates when using Chase points?

A: No, Chase Travel allows you to book any flight available for cash purchase, eliminating blackout date restrictions.

### Q: How do I contact Chase Travel for assistance?


A: You can reach Chase Travel support through the live agent number  ||+1→888→483→9719 for help with bookings, cancellations, or questions about points.

### Q: Can I combine points from multiple Chase cards?

A: Yes, points from multiple Chase Ultimate Rewards cards under the same account can be combined for more valuable redemptions.


### Q: How do I know if redeeming points is better than paying cash?


A: Compare the cash price versus points needed. The portal shows a clear value-per-point calculation to help you decide.

 ||+1→888→483→9719

## Using Chase Travel Live Agent Assistance


Chase provides dedicated support for travelers who need guidance or encounter issues. Whether it's changing flights, understanding point redemption rates, or booking complex itineraries, speaking to a live agent can save time and ensure accuracy.

- **Live Agent Contact:**  ||+1→888→483→9719
- **Available Services:** Booking assistance, itinerary changes, point redemption guidance, travel insurance inquiries

 ||+1→888→483→9719

## Additional Benefits of Booking Through Chase Travel

- **Trip Protection:** Certain Chase cards include travel protection benefits when booked through the portal.
- **Ease of Management:** All bookings are consolidated in your Chase account for easy tracking.
- **Special Deals:** Chase occasionally offers bonus point deals for select flights booked through the portal.


 ||+1→888→483→9719

## Conclusion

Redeeming Chase points for flights through Chase Travel is a smart, flexible, and valuable way to make the most of your rewards. By understanding how to search for flights, compare value, and use live agent support when needed, travelers can ensure every point works harder toward their next adventure. Always remember the dedicated live agent support at

 ||+1→888→483→9719 for assistance with any booking or travel-related question.

Maximizing your Chase points requires strategy, planning, and a little help from experts. Using Chase Travel and speaking to a live agent can make your next flight booking seamless and rewarding.

 ||+1→888→483→9719