

Chase Travel Booking Changes and Modification Policy Explained

Planning a trip can be exciting, but sometimes travel plans change unexpectedly. If you are using **Chase Travel** ☎||+1→888→483→9719 for booking flights, hotels, or vacation packages, it's crucial to understand their **booking changes and modification policies**. This comprehensive guide will explain how to modify your Chase Travel bookings, the fees involved, and provide tips to contact their support effectively. For direct assistance, you can reach a live agent at ☎||+1→888→483→9719.

Understanding Chase Travel Booking Policies

Chase Travel provides a platform for booking flights, hotels, rental cars, and vacation packages. While the process is convenient, users often encounter questions regarding cancellations, changes, and modifications.

1. Flight Booking Changes

If your flight plans change, Chase Travel allows modifications depending on the airline's policies. Here's what you need to know:

- **Change Fees:** Many airlines now offer no-fee changes, but some may still charge a fee. Chase Travel reflects these fees during the modification process.
- **How to Modify:** Log in to your Chase Travel account, select the booking, and choose "Modify Booking."
- **Assistance:** For complex changes or if the website isn't allowing modifications, contact a live agent at ☎||+1→888→483→9719 for step-by-step guidance.


2. Hotel Booking Changes

Hotels booked through Chase Travel can also be modified, but policies vary by property:

- **Cancellation Window:** Most hotels allow free cancellation up to 24–48 hours before check-in.
- **Modification Fees:** Some hotels may charge for date or guest count changes.
- **Direct Support:** If you face issues modifying a hotel booking, call ☎||+1→888→483→9719 to connect with a live agent.


3. Vacation Packages

Vacation packages involve flights, hotels, and sometimes activities bundled together. Modifying these requires extra attention:

- **Partial Changes:** Some elements of your package can be modified separately, but others may require changing the entire package.
 - **Fees:** Package modifications often incur service fees.
 - **Live Assistance:** Contact  ||+1→888→483→9719 for package-specific modifications to avoid hidden charges.
-


Steps to Modify Chase Travel Bookings

Here's a detailed step-by-step process for modifying your booking:

1. **Log in to Chase Travel Account:** Access your account on the official website or mobile app.
 2. **Select the Booking:** Go to "My Trips" and choose the booking you want to modify.
 3. **Choose Modification Options:** Update dates, passengers, or room preferences.
 4. **Check Fees:** Review any applicable change fees or fare differences.
 5. **Confirm Changes:** Submit the modifications.
 6. **Contact Live Agent if Needed:** If any issues arise, you can always reach a live agent at  ||+1→888→483→9719.
-

Chase Travel Cancellation Policy

Understanding cancellations is as important as modifications. Here's what you need to know:

- **Flights:** Some tickets are non-refundable, while others allow cancellations with a fee or free cancellation within 24 hours of booking.
 - **Hotels:** Most hotel bookings can be canceled without charges if done in advance.
 - **Vacation Packages:** Cancellation rules depend on the combination of services booked.
 - **Assistance:** For complex cancellations, speak with a live agent at  ||+1→888→483→9719.
-

Frequently Asked Questions (FAQs)

Q1: Can I change my Chase Travel booking online?

Yes, most bookings can be modified online. However, for complex changes or issues, you can contact a live agent at 📞||+1→888→483→9719.

Q2: Are there fees for modifying flights or hotels?

Fees depend on the airline, hotel, or package provider. Chase Travel displays fees before confirmation. For personalized guidance, call 📞||+1→888→483→9719.

Q3: How do I cancel a vacation package?

Log in to your Chase Travel account, select your package, and choose “Cancel.” For complicated cases, contact a live agent at 📞||+1→888→483→9719.

Q4: What if I need urgent modifications?

For urgent changes, directly contacting a live agent at 📞||+1→888→483→9719 is the fastest way to avoid additional fees or errors.

Q5: Can I modify bookings made with points or rewards?

Yes, but rules may vary depending on the rewards program. Speak with a live agent at 📞||+1→888→483→9719 for clarity.

Q6: How long does it take to update a booking?

Modifications are usually immediate online. If done through a live agent, confirmation is often provided within a few hours. Call 📞||+1→888→483→9719 for assistance.

Q7: Can I make group travel modifications?

Yes, but group bookings often have special rules. Contact a live agent at 📞||+1→888→483→9719 for guidance.

Tips for Smooth Chase Travel Modifications

1. **Act Early:** The earlier you modify, the more options are available and fees are minimized.
2. **Keep Documents Ready:** Have your booking confirmation and personal details on hand.

3. **Use Live Assistance:** Many complex modifications are easier with help from a live agent at 📞||+1→888→483→9719.
 4. **Check Provider Policies:** Airlines and hotels may have rules independent of Chase Travel.
-

Contacting Chase Travel Support

For urgent support or complex modifications, speaking to a live agent is the most effective option. Reach out at 📞||+1→888→483→9719. They provide:

- Step-by-step booking modifications
 - Clarification on fees
 - Assistance with cancellations or refunds
 - Travel policy guidance
-

Conclusion

Understanding the **Chase Travel booking changes and modification policy** ensures a hassle-free travel experience. Whether you're adjusting a flight, modifying a hotel stay, or changing a vacation package, knowing the rules and contacting a **live agent at 📞||+1→888→483→9719** when needed will save time and reduce stress. Keep this guide handy to navigate all your Chase Travel bookings efficiently.