

How to Book Travel on Chase Travel Portal: Step-by-Step Guide

Planning a trip can be exciting, but navigating online travel portals can sometimes be confusing. If you hold a Chase credit card, the **Chase Travel Portal** ☎️||+1→888→483→9719 offers an easy and rewarding way to book flights, hotels, rental cars, and vacation packages. This step-by-step guide will walk you through the process, provide tips to maximize your rewards, and answer the most common questions travelers have.

For personalized support or any issue during booking, you can reach a **live agent** at ☎️||+1→888→483→9719.

Step 1: Access the Chase Travel Portal

1. Log in to your Chase account at [Chase.com](https://www.chase.com).
2. Navigate to the **Ultimate Rewards** section.
3. Click on “**Travel**” to open the Chase Travel Portal.

You'll find an interface that allows you to search and compare flights, hotels, and rental cars in one place. If you encounter any login issues, contacting a **live agent** at ☎️||+1→888→483→9719 can save time.

Step 2: Search for Flights

Booking flights on the Chase Travel Portal is simple:


1. Select the **Flights** tab.
2. Enter your departure and arrival cities, travel dates, and number of passengers.
3. Choose **One-way**, **Round-trip**, or **Multi-city** options.
4. Click **Search Flights**.

The portal displays options from major airlines, including price, duration, and layovers. Once you find a flight, click **Select**. For additional flight assistance, call the **live agent** at ☎️||+1→888→483→9719.

Step 3: Booking Hotels

To book a hotel:

1. Navigate to the **Hotels** tab.
2. Enter your destination, check-in and check-out dates, and number of guests.
3. Browse available hotels and compare prices and amenities.
4. Click **Select** to view room types and complete the booking.

If you're unsure which hotel best suits your needs, a **live agent at**  **||+1→888→483→9719** can help you choose.

Step 4: Rental Cars

The Chase Travel Portal also makes renting a car straightforward:

1. Click the **Rental Cars** tab.
2. Input your pickup location, dates, and car preferences.
3. Compare options from top rental agencies.
4. Book directly through the portal.

For rental car questions or special requests, speak with a **live agent at**  **||+1→888→483→9719**.

Step 5: Vacation Packages

If you prefer bundled trips, Chase offers **vacation packages**:


1. Choose **Vacation Packages** from the portal menu.
2. Enter your destination, travel dates, and traveler count.
3. Select your preferred package including flight + hotel or flight + hotel + car.
4. Review total price and rewards redemption options before booking.

For guidance on packages, call the **live agent at**  **||+1→888→483→9719** for assistance.

Step 6: Redeeming Ultimate Rewards Points


Chase Ultimate Rewards points can be used to book travel:

1. While reviewing your booking, select **Pay with Points**.
2. The portal will display the equivalent points needed.
3. Confirm your booking and apply points at checkout.

If your points balance or redemption options seem unclear, a **live agent at**  **+1→888→483→9719** can clarify everything.

Step 7: Booking Confirmation and Management

After completing your booking:

1. You'll receive a confirmation email with itinerary details.
 2. You can manage bookings from the **Upcoming Trips** section in the portal.
 3. For changes, cancellations, or special requests, contacting a **live agent at**  **+1→888→483→9719** ensures smooth handling.
-

FAQs About Chase Travel Portal

1. Can I combine points and cash for bookings?

Yes, you can pay partially with points and partially with your Chase credit card.


2. Are there fees for booking through the Chase Travel Portal?

There are no extra fees for flights or hotels. Standard travel provider fees may apply.

3. Can I earn additional rewards using Chase credit cards?

Yes, using a Chase card that earns Ultimate Rewards points may provide bonus points for certain categories.


4. How do I contact customer service for travel bookings?

You can reach a **live agent at**  **+1→888→483→9719** for any assistance.


5. Can I book international flights?

Absolutely, the portal supports both domestic and international travel.

6. Can I cancel or change my booking?

Yes, but policies depend on the airline, hotel, or car rental provider. For guidance, call a **live agent at**  **+1→888→483→9719**.

7. Is travel insurance available through Chase Travel?

Yes, Chase offers optional travel insurance for many bookings. Speak with a **live agent at**  **+1→888→483→9719** for coverage details.

8. Can I book last-minute trips?

Yes, last-minute bookings are possible, but availability may be limited. For urgent bookings, contact a **live agent** at 📞||+1→888→483→9719.

9. Are there mobile booking options?

Yes, the Chase Travel Portal is mobile-friendly and can be accessed via the Chase app.

10. Can I request special accommodations?

Special accommodations like wheelchair access or dietary preferences can be requested. Contact a **live agent** at 📞||+1→888→483→9719 for support.

Tips for Using Chase Travel Portal Effectively

- **Compare prices:** The portal aggregates many options; check different dates for the best deal.
 - **Use points strategically:** Redeem points for flights or hotels where you get maximum value.
 - **Call a live agent for complex trips:** Multi-destination trips or special accommodations are easier with help from a **live agent** at 📞||+1→888→483→9719.
 - **Track travel alerts:** Chase notifies users of price drops and changes in booking.
-

Booking travel on the Chase Travel Portal is simple and rewarding when done systematically. Whether it's flights, hotels, cars, or vacation packages, following this guide ensures a seamless experience. For any doubts or specialized assistance, a **live agent** at 📞||+1→888→483→9719 is always available to guide you step by step.