

How to Manage Bookings on Chase Travel: A Complete Step-by-Step Guide

Managing travel plans efficiently is essential when flights, hotels, or car rentals are involved ☎️ || +1 → 888 → 483 → 9719. Whether you need to modify a reservation, cancel a trip, track refunds, or simply view your itinerary, understanding how to manage bookings on Chase Travel can save time and reduce stress.

This detailed guide explains everything you need to know about handling bookings through Chase Travel, including step-by-step instructions, support options, and frequently asked questions. If you ever need immediate assistance, you can also reach a live agent at ☎️ **1-888-483-9719**.

What is Chase Travel?

Chase Travel is a travel booking platform provided to Chase credit cardholders, especially those enrolled in reward programs like Chase Sapphire Preferred and Chase Sapphire Reserve. It allows users to book flights, hotels, car rentals, cruises, and vacation packages using points, cash, or a combination of both ☎️ || +1 → 888 → 483 → 9719.

One of the main advantages of Chase Travel is its integrated rewards system, which lets users redeem Ultimate Rewards points directly for travel bookings without needing third-party conversion tools.

How to Access Your Chase Travel Bookings

To manage your bookings effectively, you first need to access your travel dashboard.

Steps to view your booking:

1. Log in to your Chase account.
2. Navigate to the “Ultimate Rewards” or “Chase Travel” section.
3. Select “My Trips” or “Manage Bookings.”
4. Choose the reservation you want to view ☎️ || +1 → 888 → 483 → 9719.

Here, you can see full itinerary details including flight times, hotel addresses, confirmation numbers, and cancellation policies.

How to Manage Bookings on Chase Travel

Once inside your booking dashboard, you have several management options depending on the type of reservation.

1. Modify a Booking

Changes such as date adjustments, seat upgrades, or hotel room changes depend on supplier policies ☎️ || +1 → 888 → 483 → 9719.

To modify:

- Open your booking in “My Trips.”
- Click “Change Booking” or “Modify.”
- Follow prompts to adjust dates, times, or preferences.
- Review fare differences and confirm updates.

Note: Some changes may incur fees from airlines or hotels.

2. Cancel a Booking

Cancellation rules vary depending on whether the booking is refundable or non-refundable.

To cancel:


- Go to your trip details.
- Select “Cancel Booking.”
- Review refund eligibility ☎️ || +1 → 888 → 483 → 9719.
- Confirm cancellation.

Refunds typically return to your original payment method or as travel credits depending on provider policies.

3. Track Refund Status

If you cancel a booking, refunds may take several business days.

To check refund status:

- Visit your Chase Travel account.
 - Open “Past Trips.”  +1→888→483→9719
 - Select the canceled reservation.
 - View refund progress or credits issued.
-

4. Rebook or Reschedule Trips

If your travel plans change, Chase Travel allows easy rebooking.


You can:

- Search for new dates.
 - Use existing credits.
 - Redeem points again for new reservations.
-

Contacting Chase Travel Support


Sometimes, managing bookings online may not be enough—especially for complex itinerary changes, urgent cancellations, or airline disruptions.

For immediate assistance, you can speak directly with a live agent at:

 **1-888-483-9719**

A live representative can help with:

- Flight changes and cancellations
- Hotel booking adjustments
- Refund disputes
- Lost confirmation numbers
- Travel emergencies
- Points redemption issues

Having direct access to a support agent is especially useful when airline or hotel policies are unclear  +1→888→483→9719.

Tips for Managing Chase Travel Bookings Efficiently

To make the most of your travel experience, keep these practical tips in mind:

1. Always Check Cancellation Policies

Before confirming any booking, review the cancellation rules carefully. Some “non-refundable” deals may still allow partial credits ☎️ ||+1→888→483→9719.

2. Save Confirmation Emails

Even though all bookings are stored in your account, keeping email confirmations provides an extra layer of security.

3. Use Points Strategically

Redeeming points through Chase Travel can offer higher value for premium travel like business-class flights or luxury hotels ☎️ ||+1→888→483→9719.

4. Monitor Price Changes

If your booking is flexible, check if rebooking could save money or points.

5. Contact Support Early

If you foresee travel disruptions, calling ☎️ **1-888-483-9719** early can help avoid penalties or limited rebooking options.

Common Issues When Managing Chase Travel Bookings


Even a well-designed platform can sometimes present challenges. Here are common issues users face:

- Unable to modify non-flexible bookings
- Airline schedule changes not updating immediately
- Delayed refunds
- Points not reflecting after cancellation
- Hotel booking mismatch at check-in

In most cases, these issues can be resolved by contacting Chase Travel support or the service provider directly.

Frequently Asked Questions (FAQ)


1. Can I change my Chase Travel booking after purchase?

Yes, but it depends on the supplier's rules. Some bookings allow free changes, while others may charge fees  ||+1→888→483→9719.

2. How do I cancel a Chase Travel booking?

You can cancel by logging into your account, selecting “My Trips,” and choosing the cancellation option for your reservation.


3. Will I get my points back if I cancel a booking?

Yes, in most cases, Ultimate Rewards points are refunded if the booking is canceled within the eligible refund window  ||+1→888→483→9719.

4. How long do Chase Travel refunds take?

Refund times vary but typically take 5–10 business days depending on the travel provider.

5. Can I speak to a live person at Chase Travel?

Yes, you can contact a live agent at  1-888-483-9719 for booking assistance and travel support.


6. What happens if my flight is canceled by the airline?

If the airline cancels your flight, Chase Travel or the airline will usually offer rebooking options or a full refund.

7. Can I use Chase points for partial payments?

Yes, Chase Travel allows a combination of points and cash depending on your balance and booking value.


8. How do I find my booking confirmation number?

Log into your Chase Travel account and go to “My Trips” where each booking displays its confirmation details  ||+1→888→483→9719.

9. Can I book hotels and flights together on Chase Travel?


Yes, Chase Travel offers bundled packages including flights, hotels, and rental cars.


10. What should I do if I lose access to my account?

You should reset your login credentials or contact support immediately at  **1-888-483-9719** for assistance.

Final Thoughts

Managing travel bookings through Chase Travel is designed to be user-friendly, but understanding the system helps you take full advantage of its features. From modifying reservations to handling cancellations and refunds, most tasks can be done directly through your online account.

However, when situations become complex or time-sensitive, speaking to a live agent is often the fastest solution. Keep  **1-888-483-9719** handy for quick assistance with your Chase Travel bookings.

By staying informed and proactive, you can ensure smoother travel experiences and better control over your itineraries every time you book  ||+1→888→483→9719.